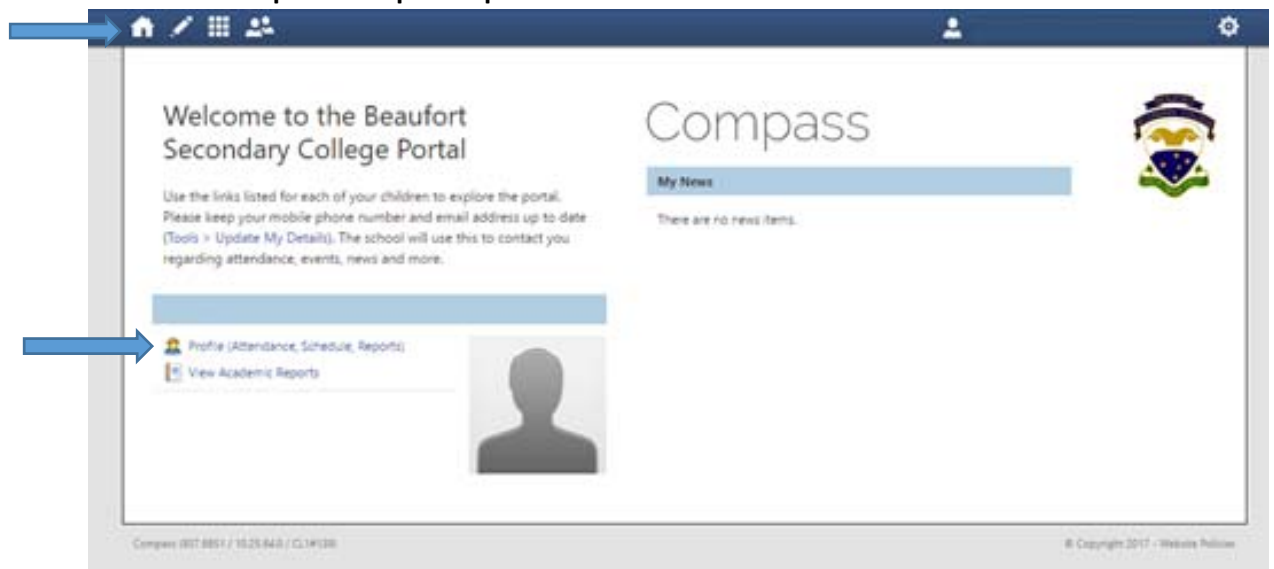


Compass can be accessed from an internet browser from the following URL:
<https://beaufortsc-vic.compass.education>

1. **Students login with their network username and password. Parents use the credentials provided by the school.**
2. **You will be presented with a welcome screen and asked to confirm your details.**
3. **Parents will have to change their password which must contain at least 8 letters comprising of both upper and lower case letters and including at least one number.**
4. **You will be presented with the Beaufort Secondary School Portal. Information will continue to be added to this portal over time.**

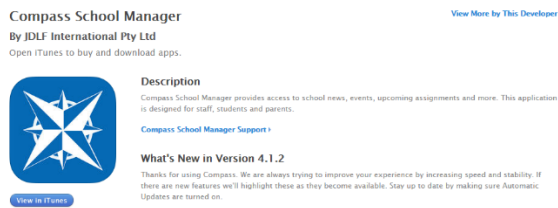
This is an example of the parent portal



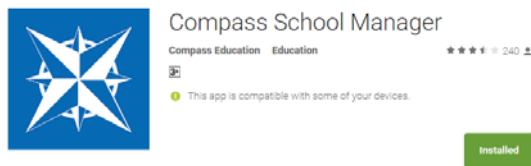
- **The Picture of the house brings you back to this page.**
- **The link to your child's profile will contain information about their schedule and learning tasks.**

Compass has an App for smart phones and tablets and can be installed by following these steps.

1. Open App Store or Google Play on your device
2. Search for Compass School Manager



Compass in the App Store



Compass in the Google Play Store

3. Install the app and open it.
4. On the first screen tap to add an account.
5. Enter Beaufort Secondary and select our school.
6. Next enter your network username and password.
7. Welcome to compass.

